




IUPUI

**School of Nursing
Beginning Freshmen
Entering Student Survey Report**

2018



Welcome to the 2018 IUPUI School of Nursing Entering Student Survey Report

The Entering Student Survey is a yearly survey administered during New Student Orientation sessions. Students complete the online Qualtrics-based survey during a dedicated block of time to ensure they have enough time to complete the survey. The survey is voluntary and students are encouraged to complete it to ensure that we understand the support and resources they need to make successful transitions to IUPUI. Of the 412 beginning freshmen Nursing students in the 2018 cohort, 232 completed the Entering Student Survey. The response rate was 56%.

Key Highlights Overall

- Compared to all other University College **pre-major students**, School of Nursing **pre-major students** were more likely to rate themselves higher on academic ability, mathematical ability, study skills, and motivation for college work, participate in service learning or community service, get tutoring or peer mentoring help in specific courses, choose major because of availability of jobs in the field, and major is aligned with the lifestyle I would like to have among other reasons.
- School of Nursing **pre-major students** are less likely to work off campus, transfer from IUPUI to another college, change major field, and change career choice.
- **98%** of Nursing respondents agree the **IUPUI campus is welcoming**.
- Only 28% of Nursing students felt there is either a **'Very Good Chance'** or **'Some Chance'** they will change their major.
- Top 5 reasons respondents reported choosing IUPUI were 'Career and job opportunities available in Indianapolis after I complete my degree', 'Graduates get good jobs', 'Availability of specific academic programs (majors)', 'Availability of financial aid/scholarship', and 'Job, career, and internship opportunities available in Indianapolis while attending school.'
- The top 2 reasons Nursing student respondents chose their major are **'Availability of jobs in the field' (mean 4.44)**, and **'Graduates get good jobs' (mean 4.40)**. These are compared to all students whose top two reasons were 'Major is aligned with my interests' (mean 4.33) and 'Major is aligned with my skills and abilities' (mean 4.25).
- **57%** of Nursing respondents reported being **'Very Committed' to their major** compared to 42% of Overall respondents reporting being 'Very Committed.'
- 48% of Nursing respondents reported a **very good chance they will get tutoring or peer mentoring help**, compared to 35% of overall beginning freshmen reporting the same thing.

IUPUI's Vision

To be a leading urban research institution recognized for the success of its students, its advances in health and life sciences, and its intellectual, economic, and cultural contributions to the well-being of the citizens of Indianapolis, the state of Indiana, and beyond.

SCHOOL OF NURSING PRE-MAJOR SURVEY RESPONDENTS
DEMOGRAPHICS

Residency	Nursing Pre-Majors		All Other Pre-Majors	
	N	Percentage	N	Percentage
Indiana Resident	215	92.7	713	94.4
Non-Resident	17	7.3	42	5.6
Gender				
Female	202	87.1	479	63.4
Male	30	12.9	276	36.6
Age				
Under 19	230	99.1	736	97.5
20-24	2	0.9	17	2.3
25 and Over	0	0.0	2	0.3
Ethnicity				
White	155	66.8	494	65.4
Hispanic/Latino	31	13.4	104	13.8
Black/African American	18	7.8	64	8.5
American Indian/Alaska Native	0	0.0	0	0.0
Asian	10	4.3	0	0.0
Native Hawaiian/Pacific Island	0	0.0	0	0.0
International	1	0.4	6	0.8
Two or More Races	17	7.3	44	5.8
Financial Information				
Received Pell Grant first Fall semester (preliminary)	102	44.0	323	42.8
Housing				
Living On-Campus	121	52.2	306	40.5

**KEY HIGHLIGHTS IN COMPARISONS
BETWEEN SCHOOL OF NURSING PRE-MAJOR RESPONDENTS AND
ALL OTHER BEGINNING FRESHMEN PRE-MAJOR RESPONDENTS**

An independent samples t-test was conducted between the 2018 School of Nursing pre-major respondents and the 2018 all other beginning freshmen pre-major respondents who took the Entering Student Survey. For four areas of questions a construct was formed to better analyze differences between the two groups. Three of the four constructs were significant at the .05 level.

Construct	Nursing Pre-Majors Mean	All Other Direct-Admits Mean
Consistency of Interest	2.47	2.70
Organizational Commitment	5.96	5.67
Sense of Belonging	5.88	5.66
Perseverance of Effort	3.95	3.90

Bolded items are significant based on independent samples t-test results ($p < .05$)

The following tables include only the items from each section which are significant based on independent samples t-test results. All items are significant at the $p < .05$ level while others are significant at the $p < .01$ or $p < .001$ level as indicated.

Independent Sample T-test of Significance between 2018 School of Nursing Pre-Major Respondents and 2018 All Other Pre-Major Respondents	Nursing Pre-Majors Mean	All Other Pre-Majors Mean
Comparisons of Traits to Other Students¹		
Academic ability**	3.68	3.52
Mathematical ability***	3.28	3.04
Study skills***	3.33	3.02
Motivation for college work**	3.79	3.60

¹ 1=Lowest 10%, 2=Below Average, 3=Average, 4=Above Average, 5=Highest 10%

= $p < .01$ *= $p < .001$

Independent Sample T-test of Significance between 2018 School of Nursing Pre-Major Respondents and 2018 All Other Pre-Major Respondents	Nursing Pre-Majors % Over 15 hours	All Other Pre-Majors % Over 15 hours
Hours Spent on Activities		
Working for pay on campus	29.3	21.5
Working for pay off campus	23.5	31.6

2018 Entering Student Survey

Independent Sample T-test of Significance between 2018 School of Nursing Pre-Major Respondents and 2018 All Other Pre-Major Respondents	Nursing Pre-Majors Mean	All Other Pre-Majors Mean
Anticipated Success and Involvement¹		
Change major field***	2.04	2.41
Change career choice***	2.09	2.43
Experience feelings of homesickness	2.41	2.24
Participate in service learning or community service***	3.00	2.82
Get tutoring or peer mentoring help in specific courses	3.35	3.23
Decisions to Attend IUPUI²		
Cost	3.88	3.67
Graduates get good jobs	4.11	3.93
Career and job opportunities available in Indianapolis after I complete my degree	4.06	3.88
Availability of specific academic programs (majors)**	4.10	3.87
A visit to campus	3.49	3.25
Job, career, and internship opportunities available in Indianapolis while attending school	4.04	3.85

¹ 1=No Chance, 2=Very Little Chance, 3=Some Chance, 4=Very Good Chance

² 1= Not Important, 2=Somewhat Important, 3=Moderately Important, 4=Very Important, 5=Extremely Important

=p<.01 *=p<.001

Independent Sample T-test of Significance between School of Nursing Pre-Major Respondents and 2017 All Other Pre-Major Respondents	Nursing Pre-Majors Mean	All Other Pre-Majors Mean
Reasons for Choosing Major¹		
High school classes or college classes that spark my interest or awareness**	4.07	3.80
Availability of jobs in the field**	4.44	4.24
Starting salaries are high	4.07	3.87
Major makes people like me feel welcome	4.09	3.92
Major is aligned with my interests	4.39	4.24
Major is aligned with the lifestyle I would like to have**	4.38	4.18

¹ 1= Not Important, 2=Somewhat Important, 3=Moderately Important, 4=Very Important, 5=Extremely Important

=p<.01 *=p<.001

Independent Sample T-test of Significance between 2018 School of Nursing Pre-Major Respondents and 2018 All Other Pre-Major Respondents	Nursing Pre-Majors Mean	All Other Pre-Majors Mean
Academic Future		
What is the likelihood that you will transfer from IUPUI to another college?***	1.80	2.02

1=None, 2=Small, 3=Moderate, 4=High, 5=Very High

=p<.01 *=p<.001

2018 Entering Student Survey

Top 10 Factors in Choosing IUPUI					
School of Nursing Pre-Majors	N	Mean	All Other Pre-Majors	N	Mean
Graduates get good jobs	203	4.11	Graduates get good jobs	638	3.93
Availability of specific academic programs (majors)	199	4.10	Availability of financial aid/scholarship	623	3.93
Career and job opportunities available in Indianapolis after I complete my degree	200	4.06	Opportunity for and IU or Purdue Degree	623	3.92
Availability of financial aid/scholarship	197	4.05	Career and job opportunities available in Indianapolis after I complete my degree	626	3.88
Job, career, and internship opportunities available in Indianapolis while attending school	200	4.04	Availability of specific academic programs (majors)	626	3.87
Opportunity for and IU or Purdue Degree	200	3.91	Job, career, and internship opportunities available in Indianapolis while attending school	626	3.85
Cost	203	3.88	Cost	641	3.67
IUPUI's reputation	200	3.67	IUPUI's reputation	622	3.57
Social Climate/Activities at the College	200	3.58	Social Climate/Activities at the College	623	3.48
A visit to campus	195	3.49	Social opportunities associated with IUPUI located in city of Indianapolis	642	3.32

1=Not Important, 2=Somewhat Important, 3=Moderately Important, 4=Very Important, 5=Extremely Important

2018 Entering Student Survey

SENSE OF BELONGING

Please rate how much you agree with each statement

	N	Mean	Strongly Disagree	Moderately Disagree	Slightly Disagree	Neither Disagree nor Agree <i>Percentages</i>	Slightly Agree	Moderately Agree	Strongly Agree
The IUPUI campus community has made me feel welcomed	231	6.32	0.4	0.4	0.4	1.3	26.0	6.1	65.4
I see myself as part of the IUPUI community	232	5.83	0.4	0.4	0.4	5.6	37.9	17.7	37.5
I feel connected with other IUPUI students	232	5.80	0.4	0.4	1.3	4.7	37.1	22.0	34.1
I feel that I am a member of the IUPUI community	232	5.79	0.4	0.9	0.9	7.8	34.1	19.0	37.1
I feel that I fit right in on campus	231	5.78	0.4	0.4	2.6	6.9	32.9	19.9	36.8
I feel a sense of belonging to IUPUI	232	5.75	0.9	0.9	0.4	6.0	41.4	13.4	37.1

1=Strongly Disagree, 2=Moderately Disagree, 3=Slightly Disagree, 4=Neither Disagree nor Agree, 5=Slightly Agree, 6=Moderately Agree, 7=Strongly Agree
Rank ordered by means

COMMITMENT TO IUPUI

Please rate how much you agree with each statement

	N	Mean	Strongly Disagree	Moderately Disagree	Slightly Disagree	Neither Disagree nor Agree <i>Percentages</i>	Slightly Agree	Moderately Agree	Strongly Agree
I am proud to tell others I am going to school here	232	6.27	0.4	0.0	0.4	3.9	24.1	8.6	62.5
I am extremely glad that I chose IUPUI over other colleges	232	6.01	0.9	0.4	1.3	7.3	26.3	12.1	51.7
It is important for me to graduate from IUPUI (e.g., rather than from another college)	201	6.00	1.3	1.7	1.3	7.3	21.6	8.2	58.6
I feel a sense of IUPUI jaguar pride	231	5.86	0.0	1.3	1.3	7.4	29.4	21.6	39.0
IUPUI was my first choice of colleges that I was accepted to or considered applying to	232	5.62	2.2	5.6	7.8	9.1	13.8	11.2	50.4

1=Strongly Disagree, 2=Moderately Disagree, 3=Slightly Disagree, 4=Neither Disagree nor Agree, 5=Slightly Agree, 6=Moderately Agree, 7=Strongly Agree
Rank ordered by means

SENSE OF GRIT AND PERSEVERANCE

Please rate how true each statement is about you

	N	Mean	1-Not at all like me	2	3	4	5-Very much like me
				<i>Percentages</i>			
I am a hard worker ¹	230	4.38	2.6	0.0	10.9	30.0	56.5
I finish whatever I begin ¹	230	4.05	1.3	6.5	17.4	35.2	39.6
I am diligent ¹	227	3.97	1.3	3.5	25.6	36.1	33.5
Setbacks don't discourage me ¹	230	3.43	2.6	15.2	37.4	26.1	18.7
New ideas and projects sometimes distract me from previous ones ²	230	2.84	15.7	24.8	28.3	22.2	9.1
I have difficulty maintaining my focus on projects that take more than a few months to complete ²	230	2.52	24.3	27.8	28.3	10.9	8.7
I often set a goal but later choose to pursue a different one ²	229	2.33	26.6	33.6	26.2	7.4	6.1
I focus on a certain idea or project for a short time but lose interest later ²	230	2.23	32.6	31.7	21.3	9.1	5.2

1=Not at all like me, 2=2, 3=3, 4=4, 5=Very much like me

¹ These 4 items make up the Perseverance of Effort construct analyzed in the comparison section of the report

¹ A lower mean on Consistency of Interest indicates higher GRIT consistency of effort.

² These 4 items make up the Consistency of Interest construct analyzed in the comparisons section of the report

Rank ordered by means

¹ Duckworth, A. L. & Quinn, P. D. (2009). Development and validation of the Short Grit Scale (Grit-S). *Journal of Personality Assessment*, 91(2), 166-174.



SELF-EFFICACY RATING

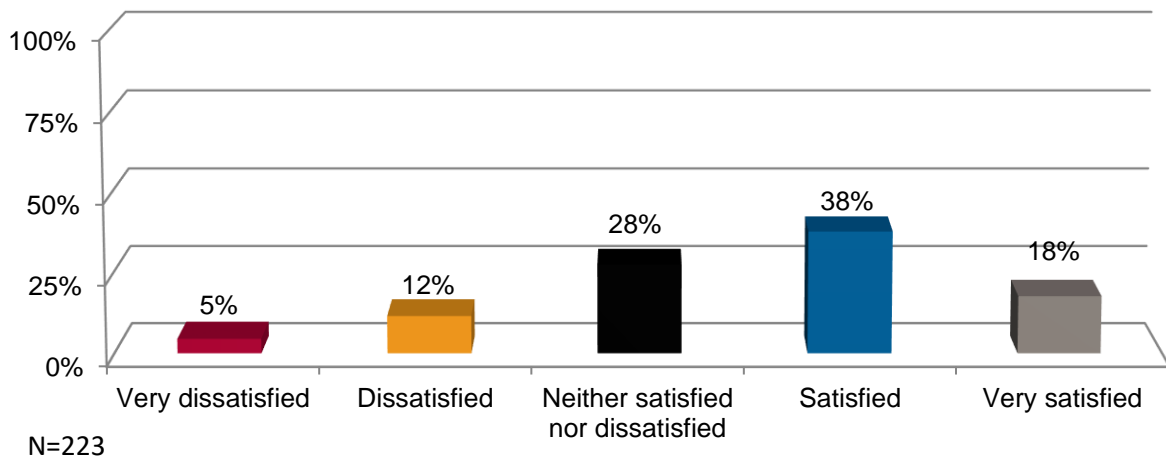
Rate yourself on each of the following traits as compared to the average person your age. We want the most accurate estimate of how you see yourself

	N	Mean	Lowest 10%	Below Average	Average <i>Percentages</i>	Above Average	Highest 10%
Ability to work with others that are different from you	226	3.92	0.0	2.7	27.0	46.0	24.3
Motivation for college work	226	3.79	0.9	0.9	36.7	41.6	19.9
Academic ability	225	3.68	0.0	1.3	41.3	45.8	11.6
Leadership ability	225	3.63	0.4	7.1	37.3	39.6	15.6
Physical health	226	3.55	0.0	11.1	40.3	31.4	17.3
Ability to seek out appropriate academic help	225	3.53	0.4	10.7	39.6	34.2	15.1
Self-confidence (related to intellectual or academic activities)	226	3.40	0.9	9.7	48.7	29.6	11.1
Writing ability	226	3.39	0.0	9.7	49.1	33.2	8.0
Self-confidence (related to social activities)	226	3.35	1.8	16.8	39.4	28.3	13.7
Emotional health	226	3.34	2.2	14.6	44.7	24.3	14.2
Ability to manage finances	226	3.33	1.3	13.3	46.5	28.8	10.2
Study skills	226	3.33	0.9	10.6	51.8	28.3	8.4
Mathematical ability	226	3.28	2.2	12.8	47.8	28.8	8.4

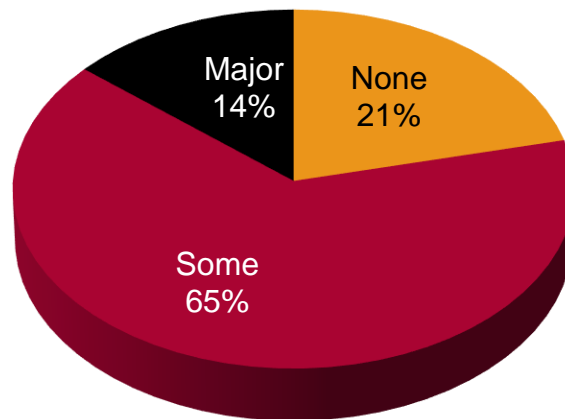
1=Lowest 10%, 2=Below Average, 3=Average, 4=Above Average, 5=Highest 10%
Rank ordered by means

FINANCING COLLEGE

How satisfied are you with the amount of financial support (from grants, loans, family members, jobs, or all other sources) you've received so far?



Do you have concerns about your ability to finance your education?



N=216

HOURS PLANNED TO SPEND ON ACTIVITIES

About how many hours do you plan to spend in a typical 7-day week during your first year at IUPUI doing each of the following?									
	N	0	1-5	6-10	11-15	16-20	21-25	26-30	More than 30
	<i>Percentages</i>								
Preparing for class (studying, reading, writing, doing homework or lab work, analyzing data, rehearsing, and other academic activities)	218	0.0	8.3	17.0	22.0	16.1	17.9	11.5	7.3
Working for pay on campus	218	28.9	8.7	15.1	17.9	18.3	5.5	4.6	0.9
Working for pay off campus	217	35.9	10.6	12.0	18.0	10.6	8.3	3.2	1.4
Participating in co-curricular activities (organizations, campus publications, student government, fraternity or sorority, intercollegiate or intramural sports, etc.)	219	5.5	32.9	28.3	15.5	11.0	3.2	1.8	1.8
Commuting to class (driving, walking, etc.)	219	8.2	42.5	17.4	9.6	12.3	3.7	2.7	3.7
Relaxing and socializing (watching TV, partying, etc.)	214	0.5	33.2	29.9	18.2	9.3	4.7	1.9	2.3
Providing care for dependents living with you (parents, children, spouse, etc.)	214	54.2	18.7	10.7	6.5	2.8	3.3	2.3	1.4
Taking care of household responsibilities	214	15.4	48.1	15.0	9.3	6.1	2.3	1.9	1.9
Engaging in volunteer activities	212	7.5	46.7	23.6	11.3	4.7	4.2	0.9	0.9
Interacting with on-line social networks (Facebook, Instagram, Twitter, etc.)	214	3.7	41.6	21.5	15.0	6.5	6.1	1.9	3.7

**ANTICIPATED SUCCESS, INVOLVEMENT,
AND ENGAGEMENT IN HIGH IMPACT PRACTICES**

What is your best guess as to the chances you will:						
	N	Mean	No Chance	Very Little Chance	Some Chance	Very Good Chance
			<i>Percentages</i>			
Be satisfied with college life	209	3.49	1.0	6.2	35.4	57.4
Experience stress balancing work and school related responsibilities	209	3.37	1.4	8.6	41.6	48.3
Get tutoring or peer mentoring help in specific courses	206	3.35	1.9	8.3	42.2	47.6
Make good choices for personal health (healthy eating, lifestyle, etc.)	204	3.34	0.5	9.3	45.6	44.6
Participate in an internship, co-op, field experience, practicum, student teaching, or clinical placement	205	3.26	2.0	11.7	44.9	41.5
Participate in events or activities on campus	209	3.26	0.5	13.4	45.9	40.2
Participate in student clubs/groups	210	3.13	2.4	16.7	46.2	34.8
Exercise on campus	206	3.10	4.9	18.0	39.8	37.4
Experience stress balancing family and school related responsibilities	210	3.06	6.2	17.1	41.4	35.2
Participate in service learning or community service	206	3.00	4.4	17.0	53.4	25.2
Work on a research project with a professor	206	2.91	1.5	22.8	59.2	16.5
Participate in study abroad or international travel related to school	205	2.67	19.5	21.0	32.7	26.8
Enroll in courses during the summer	206	2.58	9.2	36.4	41.7	12.6
Experience feelings of homesickness	210	2.41	28.6	20.5	32.4	18.6
Change career choice	209	2.09	23.4	47.8	24.9	3.8
Change major field	210	2.04	27.6	44.8	23.3	4.3

1=No Chance, 2=Very Little Chance, 3=Some Chance, 4=Very Good Chance
Rank ordered by means

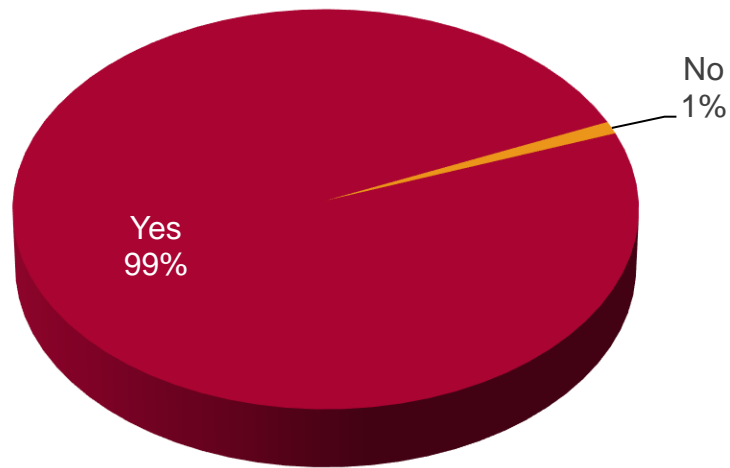
DECISIONS TO ATTEND IUPUI

In making a decision to choose IUPUI or transfer to IUPUI from another institution, please rate how important the following factors were:

	N	Mean	Not Important	Somewhat Important	Moderately Important	Very Important	Extremely Important
			Percentages				
Career and job opportunities available in Indianapolis after I complete my degree	196	4.19	2.0	6.0	17.0	34.0	41.0
Graduates get good jobs	203	4.11	2.5	3.4	13.8	41.4	38.9
Availability of specific academic programs (majors)	199	4.10	1.5	3.0	20.6	33.7	41.2
Availability of financial aid/scholarship	197	4.05	2.0	7.6	17.3	29.4	43.7
Job, career, and internship opportunities available in Indianapolis while attending school	200	4.04	1.5	4.5	20.5	35.5	38.0
Opportunity for and IU or Purdue Degree	200	3.91	4.5	5.5	24.5	25.5	40.0
Cost	203	3.88	1.5	8.9	24.6	30.5	34.5
IUPUI's reputation	200	3.67	4.0	9.5	28.0	33.0	25.5
Social Climate/Activities at the College	200	3.58	4.5	9.5	31.5	33.0	21.5
A visit to campus	195	3.49	8.7	8.2	28.2	34.9	20.0
Social opportunities associated with IUPUI located in city of Indianapolis	203	3.27	8.4	15.3	31.0	32.0	13.3
Type of housing available on campus	195	3.05	24.6	6.2	27.7	23.1	18.5
Size of IUPUI	203	3.04	11.3	14.3	40.9	26.1	7.4
Wanted to live near home	203	3.02	19.7	15.8	26.1	19.2	19.2
Change in financial situation	195	2.77	27.2	11.3	27.7	24.6	9.2
Resources available for underserved students (LGBTQ, students with disabilities, students of color, veterans, older students, transfer students, etc.)	204	2.74	22.5	22.1	25.0	19.6	10.8
Change in family situation	195	2.63	33.8	9.7	25.6	21.0	9.7
Advisor or guidance counselor recommendation	194	2.56	32.0	16.0	24.2	19.6	8.2
My parents/relatives wanted me to attend	194	2.49	32.0	16.5	30.4	12.4	8.8
Ability to live at home while attending college	203	2.48	42.4	10.8	18.7	12.8	15.3
Academic difficulty at previous institution or high school	195	2.43	38.5	10.8	28.2	14.4	8.2

1=Not Important, 2=Somewhat Important, 3=Moderately Important, 4=Very Important, 5=Extremely Important
 Rank ordered by means

Have you chosen a major?



N=191



STUDENTS WHO HAVE CHOSEN A MAJOR
Reasons for Choosing Major

In making a decision to choose your current major, please rate how important the following factors were*:

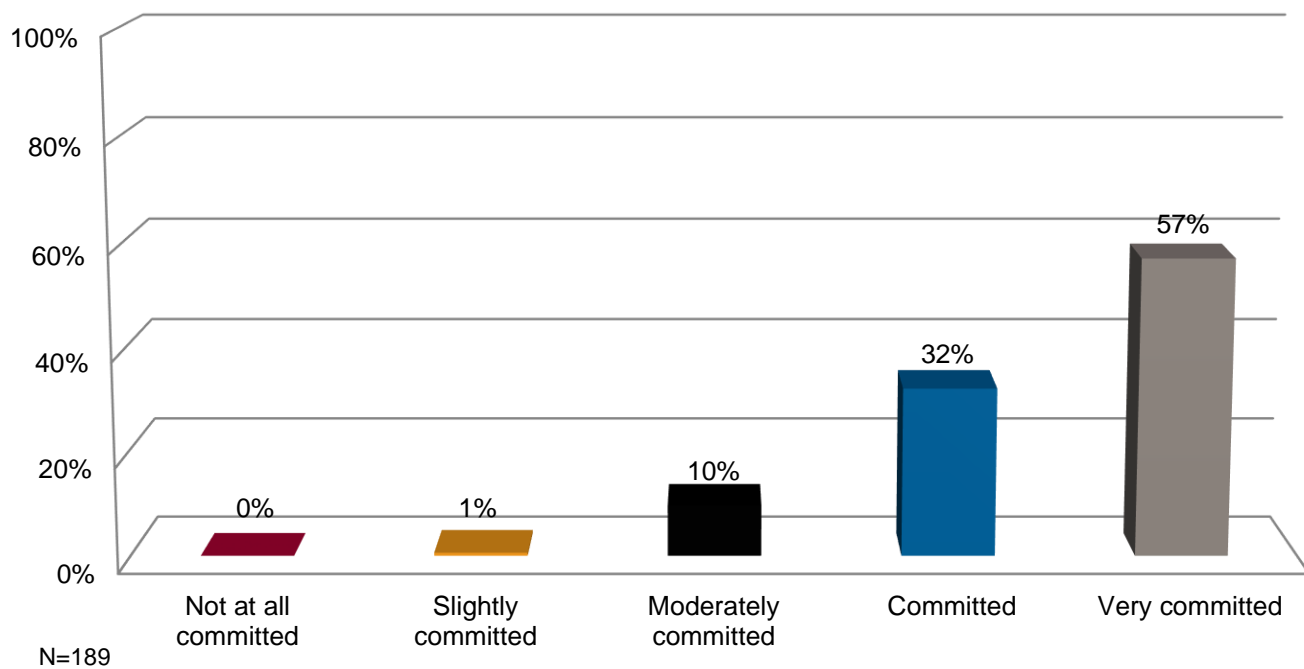
	N	Mean	Not Important	Somewhat Important	Moderately Important	Very Important	Extremely Important
<i>Percentages of Students who have chosen major</i>							
Availability of jobs in the field	184	4.44	0.5	1.1	10.3	29.9	58.2
Graduates get good jobs	189	4.40	1.6	2.2	12.5	31.0	52.7
Major is aligned with my interests	184	4.39	0.0	0.5	11.4	37.0	51.1
Major is aligned with the lifestyle I would like to have	189	4.38	0.0	1.1	8.7	41.5	48.6
Major is aligned with my skills and abilities	183	4.30	0.5	0.5	14.2	37.7	47.0
Major is aligned with my personality	184	4.28	0.5	2.7	13.0	35.3	48.4
Major makes people like me feel welcome	183	4.09	2.7	4.9	15.8	33.3	43.2
Starting salaries are high	184	4.07	1.6	4.9	21.7	28.3	43.5
High school classes or college classes that sparked my interest or awareness	174	4.07	1.1	3.4	19.0	40.2	36.2
Good grades in previous courses	174	3.96	0.0	3.4	26.4	40.8	29.3
IUPUI specific communications that sparked my interest or awareness	173	3.19	9.8	15.6	35.3	24.3	15.0
Media (TV, social media, newspapers, commercials, movies) that spark my interest or awareness	174	3.18	9.2	16.1	39.7	17.8	17.2
My parents/relatives recommendation	174	3.09	14.9	13.8	33.9	22.4	14.9
Advisor or guidance counselor recommendation	174	2.93	20.1	13.8	32.8	19.5	13.8
My friends recommendation	173	2.82	21.4	16.8	32.4	17.9	11.6

1=Not Important, 2=Somewhat Important, 3=Moderately Important, 4=Very Important, 5=Extremely Important

* Of those who indicated they have chosen a major

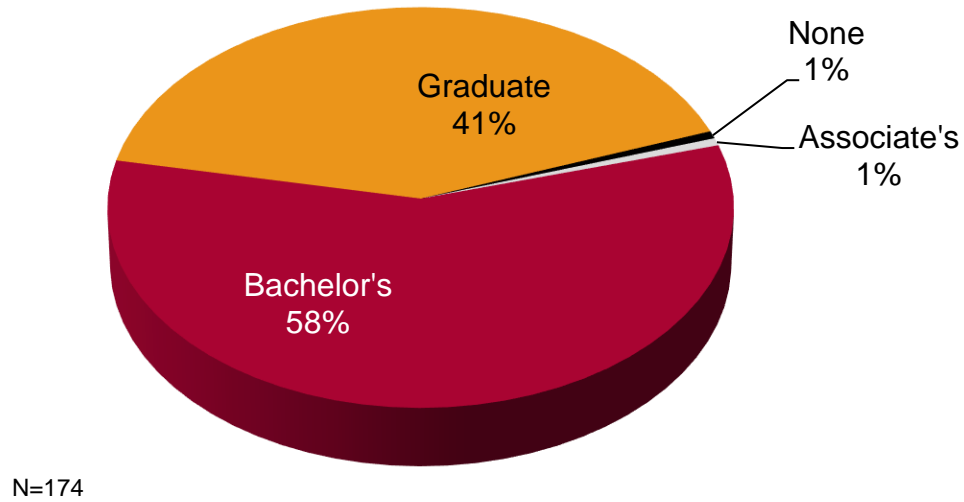
Rank ordered by means

How committed are you to your current major?

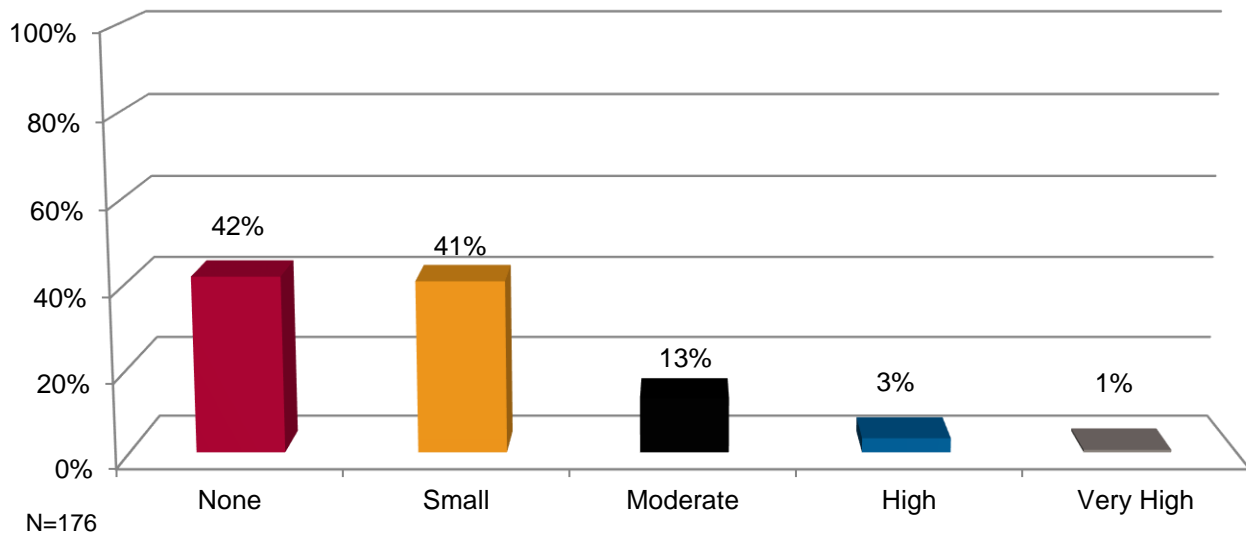


ACADEMIC FUTURE

What is the highest degree you expect to obtain?

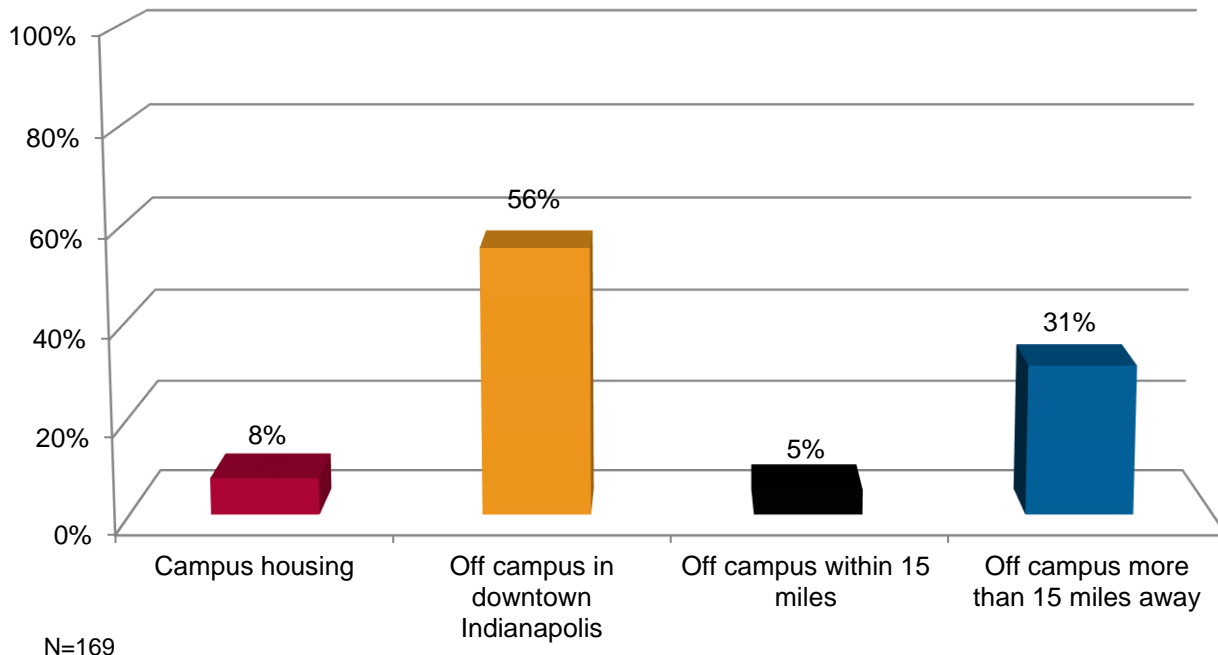


What is the likelihood that you will transfer from IUPUI to another college?

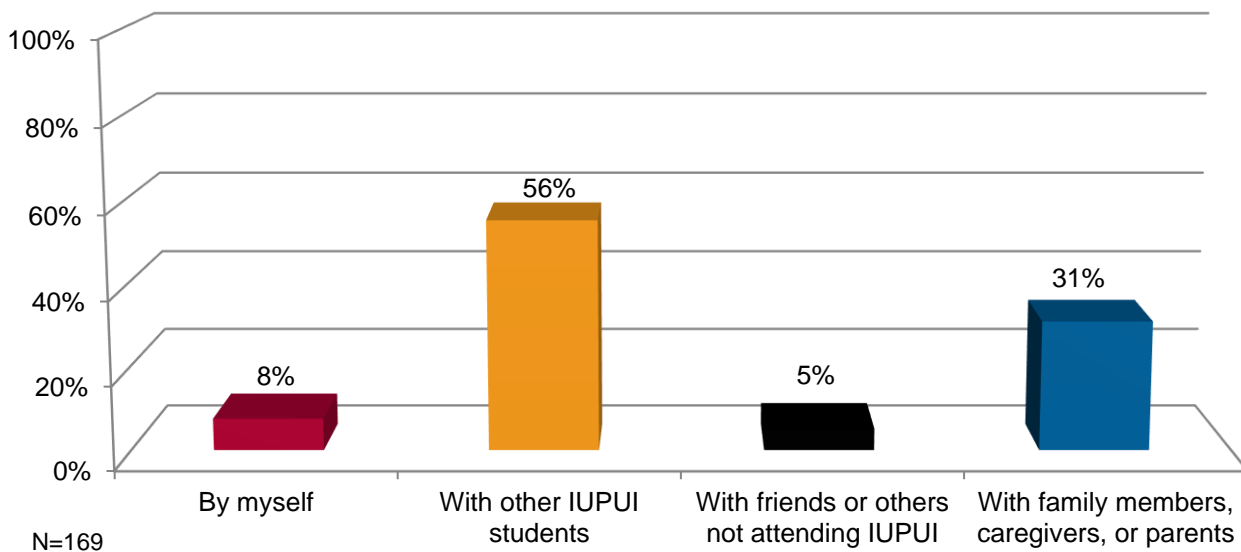


EXPECTED LIVING SITUATION

Where do you plan to live for your first year?



Which best describes your expected living situation during your first year?



*Prepared by
Jessica Rauch and Jasmine Beecham
(Institutional Research and Decision Support)*

